
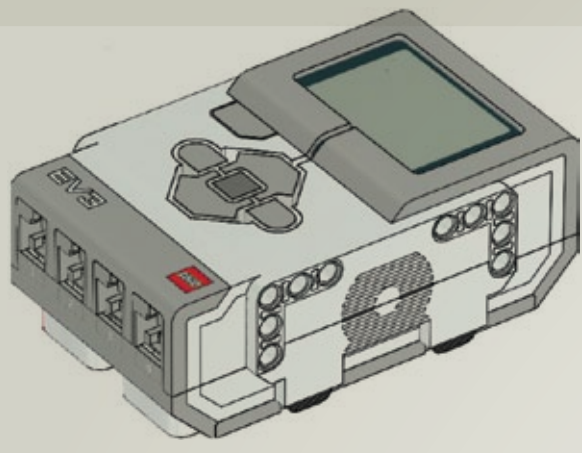


Vocabulaire technologique

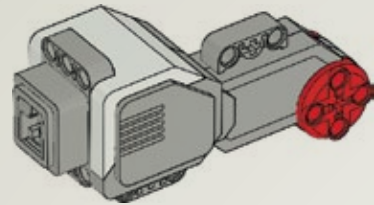
Technological Vocabulary



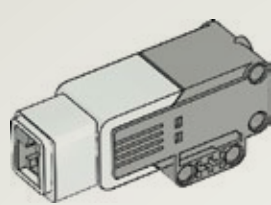
• Pièces électriques | Electrical parts



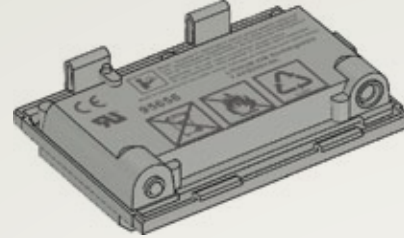
Unité programmable EV3 (brique EV3)
EV3 programmable unit (EV3 Brick)




Grand servomoteur
Large servo motor




Servomoteur moyen
Medium servo motor



Batterie rechargeable
Rechargeable battery



Capteur d'ultrasons
Ultrasonic sensor



Capteur de couleur
Color sensor



Capteur tactile
Touch sensor



Capteur gyroscopique
Gyro sensor

• Clavettes | Connectors



Clavette double
Double connector peg



Clavette
Connector peg



Longue clavette
Large connector peg



Clavette double
Double connector peg



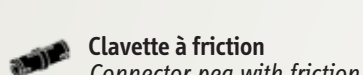
Clavette avec arbre
Connector peg with axle



Longue clavette à friction
Large connector peg with friction



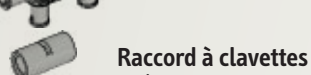
Clavette double 90°
Double connector peg 90°



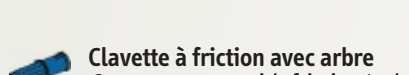
Clavette à friction
Connector peg with friction



Clavette avec manchon
Connector peg with bushing



Raccord à clavettes
Tube



Clavette à friction avec arbre
Connector peg with friction/axle



Manivelle
Crank

• Câbles | Cables



Câble 25cm
Cable 10 in.



Câble 35 cm
Cable 14 in.



Câble 50 cm
Cable 20 in.




Câble USB
USB Cable

• Panneaux | Panels



Grand panneau incurvé à droite
Large panel curved right



Grand panneau incurvé à gauche
Large panel curved left



Petit panneau incurvé à gauche
Small panel curved left

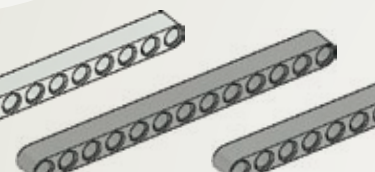


Petit panneau incurvé à droite
Small panel curved right

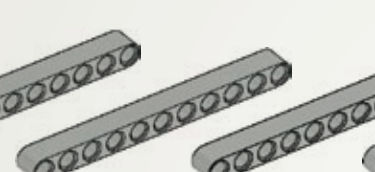
• Fléaux | Beams



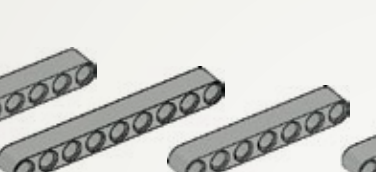
Fléau droit 15
Beam 15



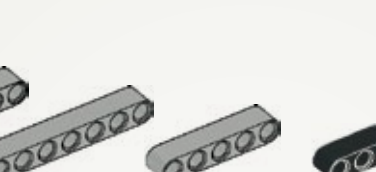
Fléau droit 13
Beam 13



Fléau droit 11
Beam 11



Fléau droit 9
Beam 9



Fléau droit 7
Beam 7



Fléau droit 5
Beam 5



Fléau droit 3
Beam 3

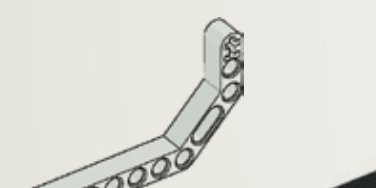


Fléau droit 2
Beam 2

1/2 Fléau
1/2 Beam

Fléau croisé
Cross beam

Connecteur caoutchouc
Rubber beam



Fléau à angle double 3x7
Double angular beam 3x7



Fléau à angle 4x6
Angular beam 4x6



Fléau à angle 3x7
Angular beam 3x7



Fléau à angle 4x4
Angular beam 4x4



Fléau à angle 3x5
Angular beam 3x5



Fléau à angle 2x4
Angular beam 2x4



Fléau en T 3x3
T-Beam 3x3

1/2 Fléau Triangle
1/2 Beam triangle

• Blocs/raccords | Blocks



Bloc croisé
Cross block



Bloc croisé
Cross block



Bloc croisé
Cross block



Bloc croisé
Cross block




Bloc croisé
Cross block




Bloc croisé
Cross block



Raccord à angle
Angular block

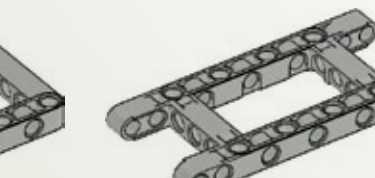
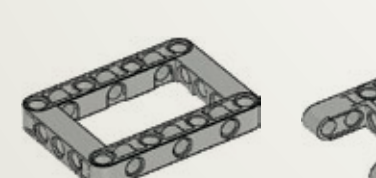


Raccord à angle 180°
Angular block 180°



Raccord à angle 90°
Angular block 90°

• Cadres | Frames



• Manchons | Bushings



Pointeur
Pointer



Manchon
Bushing

• Engrenages | Gears



Engrenage 4 dents
Gear, 4-tooth



Engrenage 8 dents
Gear, 8-tooth



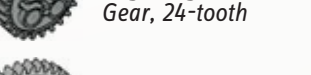
Engrenage 12 dents
Gear, 12-tooth



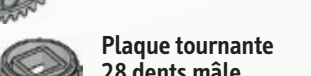
Vis sans fin
Worm gear




Engrenage 16 dents
Gear, 16-tooth



Engrenage 24 dents
Gear, 24-tooth



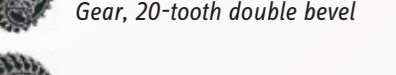
Engrenage 40 dents
Gear, 40-tooth



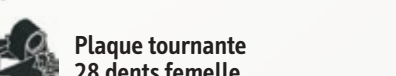
Plaque tournante
28 dents mâle
Turntable
28-tooth bottom




Engrenage 12 dents coniques
Gear, 12-tooth double bevel



Engrenage 20 dents coniques
Gear, 20-tooth double bevel

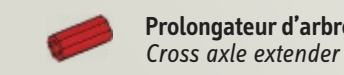


Engrenage 36 dents coniques
Gear, 36-tooth double bevel

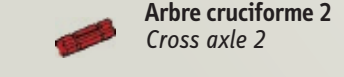


Plaque tournante
28 dents femelle
Turntable 28-tooth top

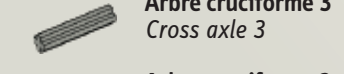
• Arbres cruciformes | Cross axles



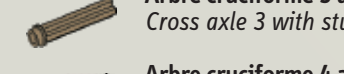
Prolongateur d'arbre cruciforme
Cross axle extender



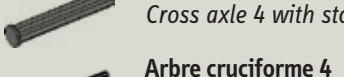
Arbre cruciforme 2
Cross axle 2



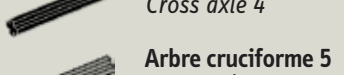
Arbre cruciforme 3
Cross axle 3



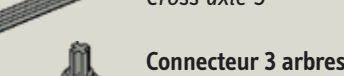
Arbre cruciforme 3 avec tenon
Cross axle 3 with stud



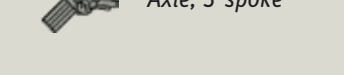
Arbre cruciforme 4 avec cran d'arrêt
Cross axle 4 with stop



Arbre cruciforme 4
Cross axle 4



Arbre cruciforme 5
Cross axle 5



Connecteur 3 arbres
Axle, 3-spoke



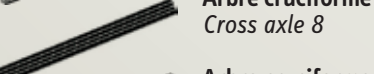
Arbre cruciforme 6
Cross axle 6



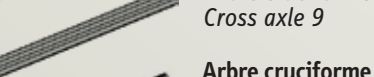
Arbre cruciforme 8 avec cran d'arrêt
Cross axle 8 with stop



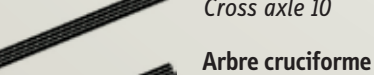
Arbre cruciforme 7
Cross axle 7




Arbre cruciforme 8
Cross axle 8



Arbre cruciforme 9
Cross axle 9



Arbre cruciforme 10
Cross axle 10



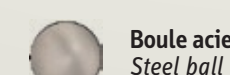
Arbre cruciforme 12
Cross axle 12



Pour calculer la longueur d'un arbre cruciforme, comparez sa longueur avec le nombre de trous d'un fléau droit.

To measure the length of a cross axle, compare it to the number of holes of a beam.

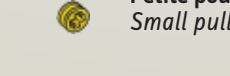
• Poulies et roues | Pulley and wheels



Boule acier
Steel ball



Support boule acier
Ball bearing



Petite poulie
Small pulley wheel



Pignon
Sprocket



Chenille
Track



Grande poulie
Large pulley wheel



Pneu
Tire



Pneu
Tire



Jante
Hub